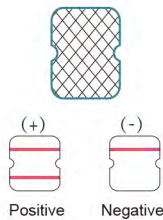


SARS-CoV-2

Antigen Rapid Test Kit

(Colloidal Gold Immunochromatography)



SARS-CoV-2
Antigen Rapid Test Kit
(Colloidal Gold Immunochromatography)

- Non-invasive
- Simple to use
- Convenient, no devices required
- Rapid, get result in 15 minutes
- Stable, with high accuracy
- Inexpensive, cost-efficiency



Hospital



Test site



Airport



Station



Hotel



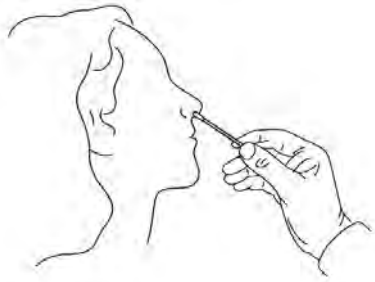
Corporation



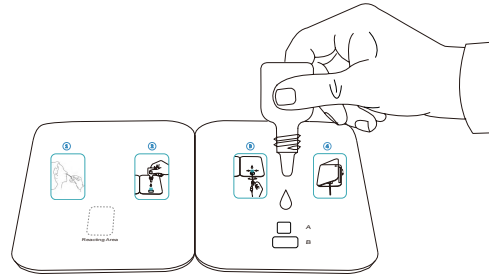
Mass Screening



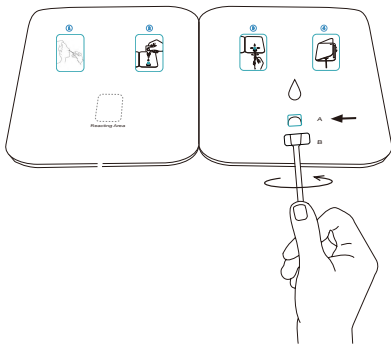
Instruction



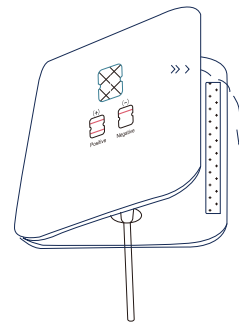
Step 1: Use swab to collect sample.



Step 2: Add 5 drops of buffer to well A.



Step 3: Insert the sample through well B to well A, rotate the shaft clockwise first and counterclockwise, twice each.



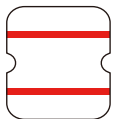
Step 4: Peel off the adhesive, fold the left side over, and wait for 15 minutes.



Result Interpretation

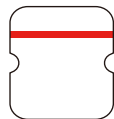
Positive

(+)

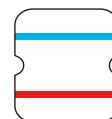
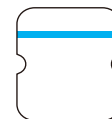



Negative

(-)



Invalid

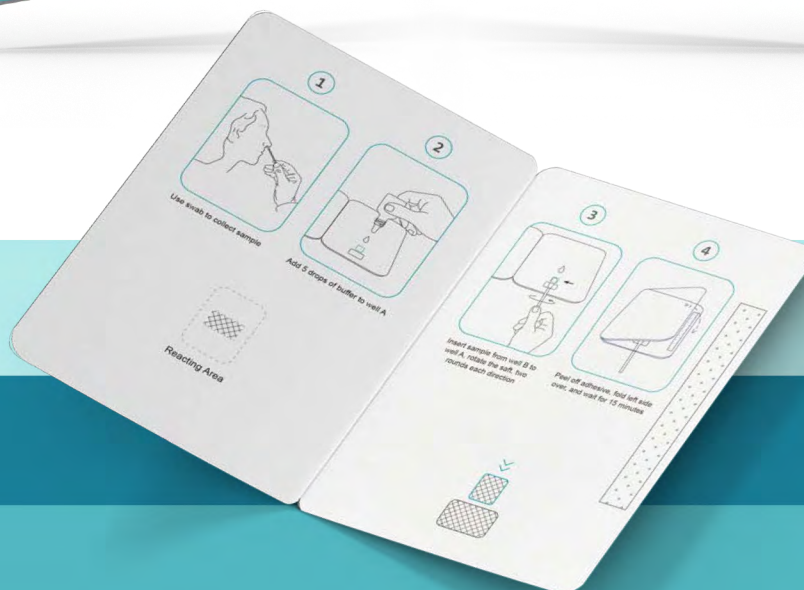


The product should be used by doctors or under medical supervision.

SARS-CoV-2

Antigen Rapid Test Kit

(Colloidal Gold Immunochromatography)



SARS-CoV-2 Antigen Rapid Test Kit (Colloidal Gold Immunochromatography)

